



carbon
responsible™

My Report

Wild Dog Design

DATE ISSUED

12/05/2021

DATE RANGE

30/08/2020 - 30/03/2021

COMPANY IDENTIFIER

c855eaa

Summary

Total tons of CO2e emissions from all data entered:
1.075

(excluding radiative forcing)

Scope 1 emissions summary

Total tons of CO2e 0.054

Scope 1 emissions are all the emissions that are derived from direct combustion of fuel, for example in company vehicles, plant and machinery. This includes use of gas or heating oil for premises where relevant, as well as fully owned vehicles and plant.

Scope 2 emissions summary

Total tons of CO2e 0.841

Scope 2 emissions are those derived from purchased heat, steam or electricity. Most commonly for companies this is electricity. This does not include transmission and distribution emissions for electricity, which are a Scope 3 value.

Scope 3 emissions summary

Total tons of CO2e 0.180

Scope 3 emissions are all indirect emissions generated from the use of purchased services, such as business travel, freight and all emissions not specifically covered in Scope 1 and Scope 2 categories.

Total full time employees (FTE)
9

Total annual revenue £
550,000

Carbon intensity; tons of CO2e per FTE.
0.119

Carbon Intensity; tons of CO2e per £100,000 of revenue
0.196

Details

The above CO2e values were calculated using the 2020 DEFRA methodology and conversion factors for carbon measurement, supplied by Carbon Responsible Ltd. These conversion factors are updated annually with new factors expected in July 2021.

All values are returned as tons of CO2e, Carbon Dioxide equivalent.

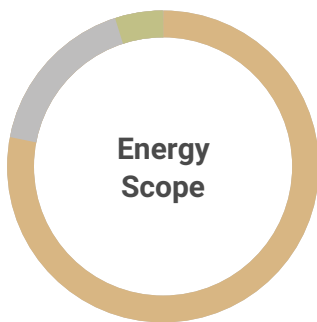
Scopes 1 & 2 form part of the new UK business reporting requirements for corporate emissions.

Scope 3 impacts are currently optional for companies requiring mandatory reporting.

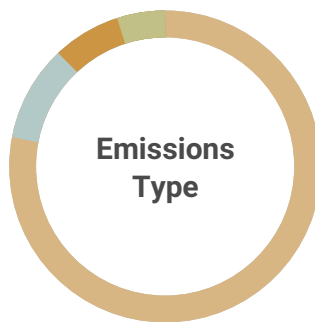
For further support, information and resources on carbon emissions measurement and reporting:

Carbon Responsible,
Windmill Hill Business Park,
Whitehill Way,
Swindon SN5 6QR

0330 133 1999 / 01793 379 078
info@carbonresponsible.com
www.carbonresponsible.com



- 5% Scope 1
- 78% Scope 2
- 17% Scope 3







- 5% Fuel (incl. Gas & Oil)
- 78% Electricity
- 10% Travel - Surface
- 7% Electricity T&D

Detailed summary of emissions

Scope 1 - Energy

Gas, Oil and Fuel

Input reflects number of fuel types entered. Where no fuel is entered the result for this section will show "No input data available".
Fuel totals show the combined fuel usage across all fuel types entered.

Location	Type	Quantity	tons of CO2e
Old Steine	 Gas	No input data available	
	 Oil	No input data available	
	 Fuel	25 Litres	0.054
	 Vehicles	No input data available	
Total tons of CO2e			0.054

Scope 2 - Energy Electricity

Electricity

Electricity values are for tons of CO2e from electricity generation. Transmission loss is shown in Scope 3.

Location	Quantity	tons of CO2e
Old Steine	3607 kWh	0.841
Total tons of CO2e		0.841

Scope 3 - Travel

Road, Rail, Air and Hotel

Input reflects tons of CO2e entered. Where no value is entered the result for this section will show "No input data available".

Travel Method / Hotel / Electricity T&D	Distance / Quantity	tons of CO2e
Rail	139 km	0.108
Electricity Transmission & Distribution	3607 kWh	0.072
Total tons of CO2e		0.180

Congratulations on taking the first step towards addressing your Company's carbon emissions.
At Carbon Responsible we can assist you with a tailored, achievable process to achieve annual emissions reductions.

Why Carbon Responsible?

Carbon Responsible and its team have been measuring carbon emissions for over a decade, using their proprietorial databases and accumulated expertise. What makes us the best at what we do?

We are completely focused on measurement to support carbon reduction using data driven solutions. This enables us to specialise in emissions data and supporting advice and guidance. Below are some of our key strengths.

- ⦿ Carbon Responsible is an independent data provider whose products are not influenced by tandem sales of offset products.
- ⦿ Carbon Responsible has a depth of experience in supporting industry initiatives and driving change.
- ⦿ Carbon Responsible is an experienced specialist, focused on data driven solutions.
- ⦿ Carbon Responsible provides expertise in a complex and rapidly evolving landscape.
- ⦿ Carbon Responsible is a business partner and data provider, supporting effective action.
- ⦿ Carbon Responsible delivers robust, auditable results that will support corporate climate change programmes.

Bespoke Carbon Calculators

Our API supports over 300 calculation types for energy, fuel freight, travel, water and waste.

Our report is a sample of the carbon emission reporting that we can develop for your company. For larger businesses with greater data warehousing and management capability using, we recommend using our API. Our online tools are primarily for smaller business users or primary emissions impacts common to most business types.

Offline Support

If you need support for report boundary setting, data collection, bespoke front end calculators for supply chains, consumers/employees, or offline carbon emissions reports contact us for more information on how we can help you.

For further support, information and resources on carbon emissions measurement and reporting:

**Carbon Responsible,
Windmill Hill Business Park,
Whitehill Way,
Swindon SN5 6QR**

**0330 133 1999 / 01793 379 078
info@carbonresponsible.com
www.carbonresponsible.com**